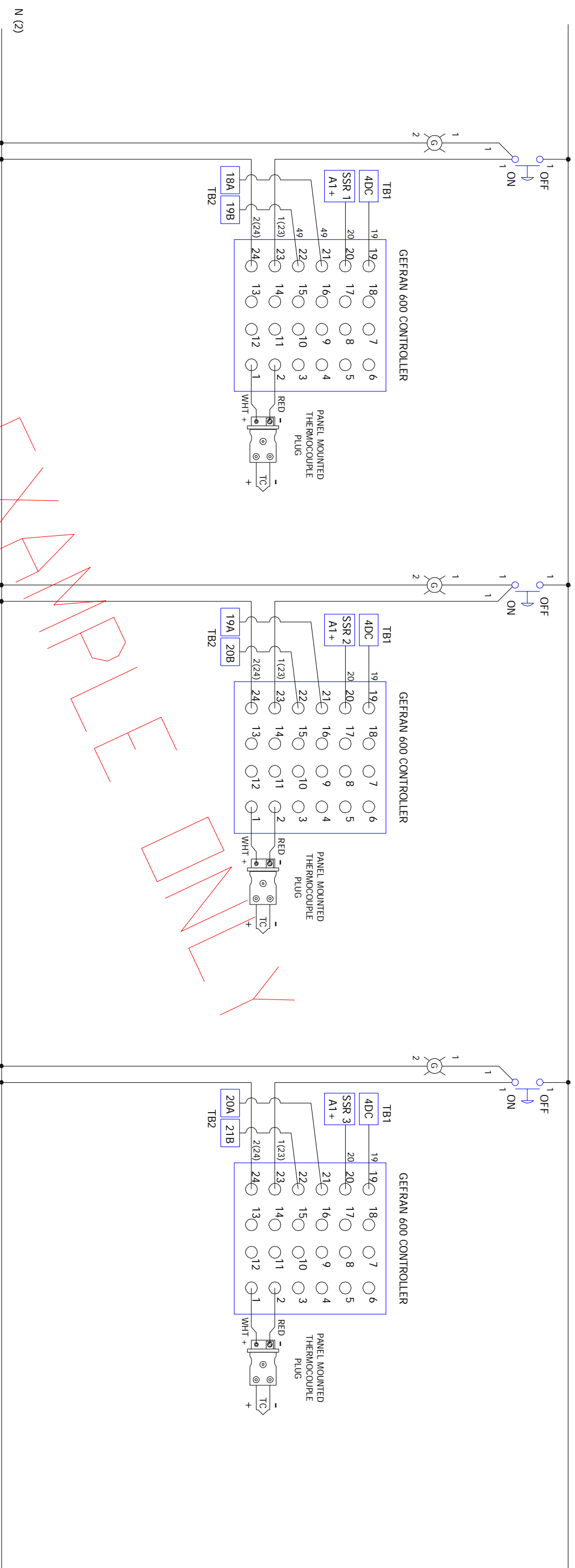


ZONE 1
UPSTREAM ADAPTER
120VAC (1)

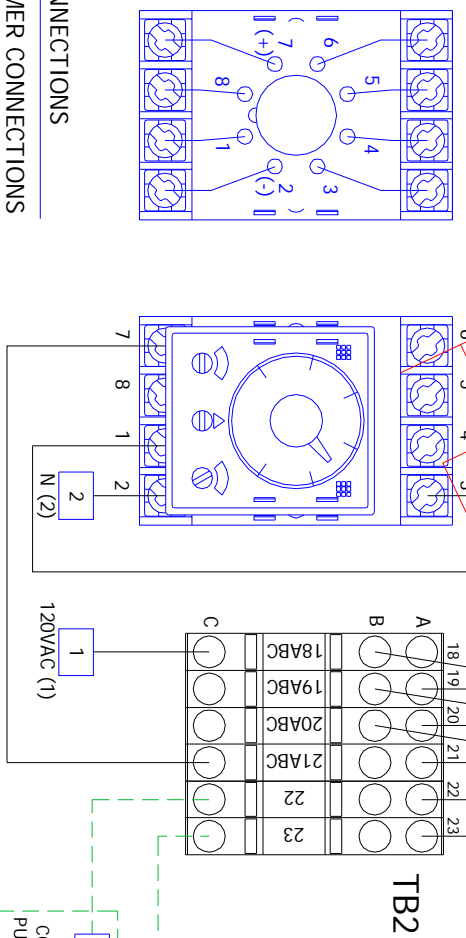
ZONE 2
MANUAL SCREEN CHANGER

ZONE 3
DOWNSTREAM ADAPTER

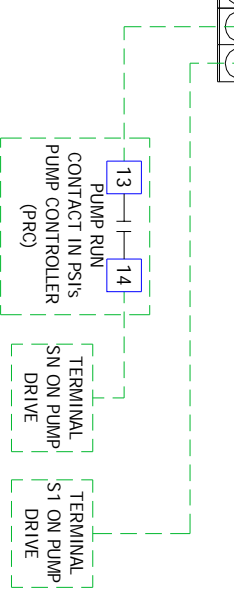


OPTIONAL COLD START PROTECTION CIRCUIT

Timer



THE TERMINAL CONNECTIONS BELOW ARE FOR PSI STANDARD COMPONENTS. IF PSI STANDARD COMPONENTS ARE NOT BEING USED, USE THESE DETAILS AS AN EXAMPLE FOR CONNECTING TO OTHER EQUIPMENT.



PSI CONNECTIONS
CUSTOMER CONNECTIONS

CONFIDENTIAL



POLYMER SYSTEMS, INC
1703 PINEVIEW STREET, SE
CANDLER, NC 28613

TITLE
HEAT CONTROL PANEL
GEFRAN 600 WIRING

LET	REVISION	DATE
A	RELEASED	

SCALE	NTS
DRAWN	DATE
CHECKED	DATE
APPROVED	DATE

DWG. NO.	SH. NO.
DATE	DATE
DATE	DATE
DATE	DATE